

kinetec[®]

professional
rehabilitation

PRODUCT RANGE



Continuous passive motion

KINETEC PRIMA ADVANCE™	2
KINETEC PRIMA XL™	3
KINETEC SPECTRA ESSENTIAL™	4
KINETEC SPECTRA™	5
KINETEC PERFORMA™	6
KINETEC® KNEE CPM PADS & ACCESSORIES	7
KINETEC CENTURA™	8
KINETEC CENTURA LITE™	9
KINETEC CENTURA B&W™	10
KINETEC® SHOULDER CPM ACCESSORIES	11
KINETEC 6080™	12
KINETEC MAESTRA™	15
KINETEC BREVA™	13
KINETEC 5090™	14

Active motion therapy

KINETEC PEDALA™	17
KINETEC KINEVIA DUO™	18
KINETEC KINEVIA™ & ACCESSORIES	19

Hot + cold therapy

KINETEC KOOLER™	20
KINETEC KOOLER™ PADS & ACCESSORIES	21
KINETEC KOOLER™ CONSUMABLES	22

Traction systems

KINETEC® TRACTION FRAMES & KITS	24
---------------------------------	----

KINETEC PRIMA ADVANCE™

The easiest and most intuitive knee CPM device on the market

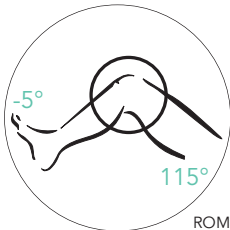
- Ease of use
- Remarkable dimensions
- Extremely lightweight
- ROM from -5° to 115°



One-button remote control



Straightforward adjustment for ROM limits and speed. Comes with a protective cover



ROM

Patient friendly

With simple and straightforward adjustments (angular limits, speed and patient sizing), the KINETEC PRIMA ADVANCE™ is the most intuitive and easy to use device on the market making it the first choice for elderly people and patients with a visual impairment.

Great range of motion

Its wide range of motion going from -5° of hyperextension to 115° of flexion allows treatment of most knee & hip pathologies.

Remarkable dimensions & weight

Its 94 cm (37 inch) length will facilitate set ups in hospital beds or at patients' homes as well as easing its storage.

The 11 kg (24 pound) KINETEC PRIMA ADVANCE™ is ideal for frequent handling in hospitals as well as the home environment.



KINETEC PRIMA XL™

Simplicity combined to the strength required for Bariatric patients

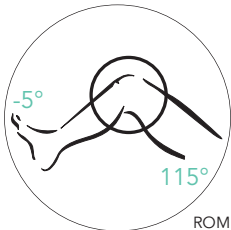
- 32cm (12,5 inches) wide carriage
- Patients up to 227kg (500lbs)
- Ease of use
- ROM from -5° to 115°



One-button remote control



Straightforward adjustment for ROM limits and speed. Comes with a protective cover



ROM

32cm (12,5 inch) wide carriage

The KINETEC PRIMA XL™ benefits from the same great specifications as the KINETEC PRIMA ADVANCE™ but features a wider and even stronger carriage to treat bariatric patients.

227kg (500lbs) body weight load rating

The device also comes with a specifically designed motor enabling exercise on heavier loads in a safe environment.

Great range of motion

Its wide range of motion going from -5° of hyperextension to 115° of flexion enables treatment of most knee & hip pathologies.



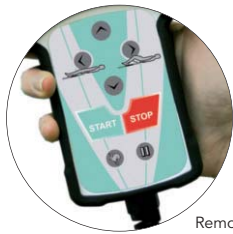
KINETEC SPECTRA ESSENTIAL™

The simple yet precise technology featured device

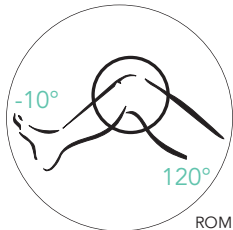
- Intuitive remote control
- Main functions featured
- Safety first
- ROM from -10° to 120°



4



Remote control



ROM

Intuitive remote control

The refined remote control design provides an immediate and intuitive control by the user in hospitals or at home helping to focus on the therapy.

Main functions featured

Range of motion, speed and pauses are all adjustable in the hand of the user.

Safety first

The remote control features a keyboard locking system preventing misuse and enhancing patient safety.

Evolution compliant

The KINETEC SPECTRA ESSENTIAL™ can be upgraded to the latest Data Capture USB technology by replacing its remote control only (option).



KINETEC SPECTRA™

An unbeatable combination of great design and latest USB technology

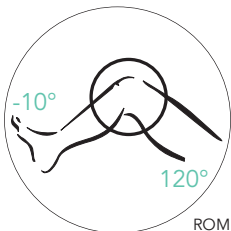
- Intuitive remote control
- Unique features
- KINETEC DATA CAPTURE™ USB technology ready
- ROM from -10° to 120°



Remote control



KINETEC DATA CAPTURE™



ROM

Remarkable design

Its arrow shape design and structure is remarkably lightweight and compact facilitating set ups in hospital beds or at patients' homes as well as easing its storage. The two padded side handles make the unit comfortable to carry.

Patient feedback & unique features

The digital remote control provides a precise yet clear feedback to the patient as well as it helps the therapy with unique functions such as warm-up or by-pass.

KINETEC DATA CAPTURE™ USB technology ready

The KINETEC SPECTRA™ remote control is also equipped with the latest USB technology enabling the use of the KINETEC DATA CAPTURE™ software and patient USBs to track patient progress as well as pre-program the entire patient rehabilitation protocol.



KINETEC PERFORMA™

The CPM that excels in comfort and anatomical movement

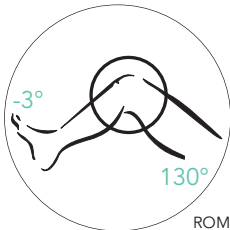
- Perfectly Anatomical motion
- Enhanced comfort with right/left leg adjustment
- Suitable for all patient sizes from 1.12m to 2.06m
- Active resistance movement possible
- Greater ROM from -3° to 130°



Full flexion



Free perineal area



ROM

A design built to measure

The one of a kind design of the KINETEC PERFORMA™ provides a perfect leg alignment resulting in a unique anatomical movement for the knee joint.

Optimal comfort

Having no bar in the perineal area provides greater comfort and enables the patient to fit the machine better.

Patient Sizing

The design of the device makes it suitable for small as well as very tall patients allowing the KINETEC PERFORMA™ to accommodate the largest range of patient sizes in CPM therapy.

Active resistance

The strong 2-axis structure on the KINETEC PERFORMA™ makes it the first choice for sport-injured patients and those requiring an early active resistance therapy.




KINETEC® KNEE CPM PADS & ACCESSORIES

To complete the KINETEC® CPM experience, a selection of additional items are available

COMFORT SUPPORT

Especially designed to provide optimum comfort and hygiene for the patient, the KINETEC® Comfort Supports fit all KINETEC® knee CPMs. The Comfort Supports attach to the knee CPM machine with straps, as shown.

The straps allow the supports to be adjusted to suit a range of leg sizes.



HYGIENIC PADS

Pads for the knee CPM's are very comfortable and easy to attach with hook and loop fasteners. The covers can be autoclaved.



Deluxe hygienic pads



Disposable single patient use pads

PAEDIATRIC FOOT PLATE

Paediatric foot plate adaptable on KINETEC SPECTRA™ and KINETEC PRIMA ADVANCE™. This accessory allows mobilising patients of small size, minimum full leg of 53cm (21 Inch) compared with 71cm (28 Inch) out of standard.



SEAT ADAPTOR

This accessory is adaptable on KINETEC SPECTRA™ and KINETEC PRIMA ADVANCE™.

It can be used in a treatment centre or at home. It allows patients with minimal mobility to be seated without assistance and more important, to remain seated, which is more motivating for physical therapy.



CART FOR BED USE



TROLLEY FOR ALL KNEE CPMs



TRANSPORT BAG



TRANSPORT BOX



KINETEC CENTURA™

The Anatomical Shoulder CPM Machine designed for use in professional environments

- Complete range of movements available
- Synchronised and Anatomical motion
- Evolutive, build-to-your-need device with up to 3 extra modules available
- KINETEC DATA CAPTURE™ USB technology ready



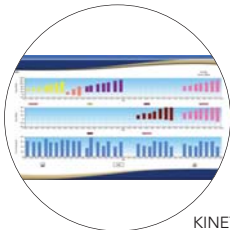
8



Synchronised and anatomical motion



Soft chair for patient comfort



KINETEC DATA CAPTURE™

Complete range of movements

The KINETEC CENTURA™ is composed of 5 complementary and anatomical movements covering most of the shoulder pathologies:

Abduction/Adduction - Abduction/Adduction with synchronised rotation
Shoulder Rotation - Shoulder Flexion/Extension - Horizontal Abduction.

Easy left to right arm switch system

Patient set-up is anatomical, comfortable and quick with an intuitive colour-coded system.

Evolution compliant

The KINETEC CENTURA™ is available in different versions to fit with your daily requirement and use. The device has been designed with additional modules so the user can upgrade the product as required.

Kinetec Data Capture™ USB technology ready

The KINETEC CENTURA™ remote control features the latest USB technology enabling the use of the KINETEC DATA CAPTURE™ software and patient USBs to track patient progress as well as pre-program the entire patient rehabilitation protocol.



KINETEC CENTURA LITE™

The solution to CPM therapy provided at home

- Extremely compact & lightweight
- Essential movements featured
- Evolution compliant
- KINETEC DATA CAPTURE™ USB technology ready



Compact for easy transport



Soft chair for patient comfort



KINETEC DATA CAPTURE™

Remarkable design

The KINETEC CENTURA LITE™ has been designed to fulfil the requirements for CPM therapy at home. Its exceptional lightweight & compact design makes it the ideal choice for the home environment as well as frequent shipments. Its enhanced foam-reinforced chair provides the patient with greater comfort throughout the therapy session.

Essential movements featured yet evolutive device

KINETEC CENTURA LITE™ is supplied with the required accessories to perform a professional and safe CPM rehabilitation at home.

Nevertheless, the device has been designed with additional modules so the user can upgrade it as required.

Data Capture USB technology ready

The KINETEC CENTURA LITE™ remote control is also equipped with the latest USB technology enabling the use of the KINETEC DATA CAPTURE™ software and patient USBs to track patient progress as well as pre-program the entire patient rehabilitation protocol.



KINETEC CENTURA B&W™

The shoulder CPM made for immediate post-operative therapy

- For use in bed or in a sitting position
- Quick & easy set up
- Unique flexion-extension movement
- Height adjustable structure



10



Can be coupled to any currently available wheelchair

The sooner the joint is moved the better

The KINETEC CENTURA B&W™ has been specifically designed to fulfill the requirements from professionals willing to mobilise the shoulder joint as early as possible following surgery.

The unique chair-free design of the device enables a comfortable therapy whilst the patient lays in bed.

Main movement featured

The KINETEC CENTURA B&W™ is supplied with the required accessories to perform a professional and safe CPM rehabilitation therapy.

Digital remote control

The digital remote control technology from KINETEC® has been featured in the device to provide a visual feedback to the patient as well as movement accuracy during therapy.



KINETEC[®] SHOULDER CPM ACCESSORIES

To complete the KINETEC[®] CPM experience, a selection of additional items are available for both KINETEC CENTURA[™] and KINETEC CENTURA LITE[™] shoulder devices

KINETEC CEM[™]

This accessory provides an anatomical extension/flexion of the elbow with adjustable pronation/supination.

- Extension/flexion from -10° to 135°
- Intuitive remote control with unique features

Great variety of positionings

The KINETEC CEM[™] elbow CPM provides the professionals with an extensive variety of shoulder positioning, enabling elbow movements in many different axis to suit the rehabilitation protocol and patient condition.



Horizontal abduction module

This accessory will enable a 5th movement from -30° of horizontal abduction to 110° of horizontal adduction. It is particularly used to warm the shoulder joint in certain pathologies.



Head rest & shoulder stabilisation device

This accessory improves comfort during long rehabilitation sessions, maintains the correct positioning of the shoulder in the scapulohumeral joint axis and prevents the shoulder from rising when the arm is elevated above 90° in abduction.



Transport bag

This item is particularly handy when the device is regularly carried around and used in different places.



KINETEC 6080™

The original KINETEC® design dedicated to the elbow joint

- Synchronised and anatomical movements
- Extension/flexion combined to pronation/supination
- Easy to use in bed or in a sitting position
- Patient friendly remote control & adjustments



12



Full flexion: 135°



Full extension: -10°

A design built for immediate post-operative treatment

Post-operative treatment using this device provides an effective deterrent to stiffness and loss of range of motion.

Its 135° ROM enables countless applications, and variable speed control allows progressive changes in the therapy.

Synchronised movements for a more anatomically correct therapy

Extension/Flexion with synchronised pronation-supination.

As extension-flexion movement begins, the hand starts its rotation from full pronation to full supination.

Safety first

Lockable ROM settings prevent misuse and enhance patient safety.

The KINETEC 6080™ rolls on locking wheels and is usable in bed or a chair.



KINETEC MAESTRA™

The most extensive hand & wrist CPM available on the market

- Up to 9 anatomical movements mobilising 14 joints
- A fantastic complement to wrist, fingers and thumb rehabilitation
- Intuitive remote control with individual keys for each movement
- Featuring an educational DVD guiding the user through patient set up and therapy



Wrist extension/flexion



Ulnar deviation



A complete solution

Anatomical and precise motion

The KINETEC MAESTRA™ is a complete solution for wrist, fingers and thumb passive rehabilitation. It is the most extensive CPM device on the market and fulfils most of the requirements in hand & wrist passive therapy.

Digital remote control

The digital remote control technology from KINETEC® has been featured in the device to provide a visual feedback to the patient as well as movement accuracy during therapy. The top panel is dedicated to each movement available with the unit.

Interactive guide

The device is also delivered with an educational DVD guiding the user through the patient set up and therapy. This useful tool also provides tips and advice from health professionals on the pathologies and protocols to be covered by the device.



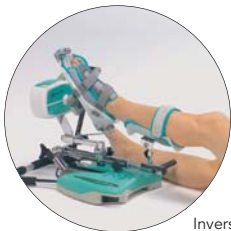
KINETEC BREVA™

The anatomical CPM device for the ankle and rear foot

- 2-dimension movements available:
Plantar/dorsi flexion and eversion/inversion
- Intuitive remote control with unique features
- Safety first



Eversion 25°



Inversion 25°



A complete solution

Anatomical and precise motion

The KINETEC BREVA™ enables ankle and rear foot motion in 2 dimensions from the most common plantar/dorsi flexion (-40° to 30°) to the most advanced eversion/inversion movement. (-25° to 25°).

Patient feedback and unique features

The digital remote control provides a precise yet clear feedback to the patient as well as it helps the therapy with unique functions such as warm-up or by-pass.

Safety First

The remote control features a keyboard locking system preventing misuse and enhancing patient safety.



KINETEC 5090™

The one of a kind CPM dedicated to club foot rehabilitation

- An enhanced movement to fully mobilize the joint in the 3 dimensions
- A digital remote control combined with easy programming for maximum safety
- A complete solution to allow treatments in hospital or at the patients home



15

Anatomical and precise motion


The KINETEC 5090™ has been designed to provide the most precise and anatomical motion in the 3 possible movement axis of the foot.

Maximum Safety

Because safety is more than ever key in this type of pathology, the digital remote control technology from KINETEC® provides a secured step by step programming mode which will check each and every parameter prior to mobilizing the joint.

A complete solution

Whether being used as a pre-operative or post-operative therapy, the KINETEC 5090™ is delivered with all the required tools to perform a consistent and safe rehabilitation in every professional or home environment.



3-dimension motion



KINETEC 9081™

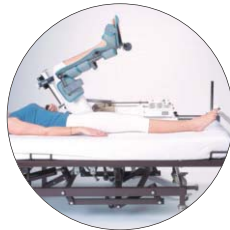
Hip CPM machine

- Anatomical movements
 - Hyper-extension/flexion
 - Hyper-extension/flexion with synchronized abduction and external rotation

Provides optimal range of motion by allowing and controlling flexion, extension, abduction and external rotation.

Convenient range of motion controls can be adjusted from 0° to 120° of hip flexion.

The shock absorbing feature releases the weight of the leg from the injured hip joint, enhancing patient compliance.



Range of Motion

Hip: from -10° to 120° in the sagittal plane
 The Knee flexion can be limited to 0°, 30°, 60°, 90° or 120°, decreasing the pain by relaxing the hamstring muscles during hip flexion.

Including abduction (0° to 30°)
 Combined abduction of the hip with flexion/extension maintains the congruity of the femoral head



KINETEC PEDALA™

Active Trainer. The ideal complement to ensure full knee recovery. This product fits perfectly within the rehabilitation protocol enabling:

- Muscular reinforcement
- Isometric, isotonic and physiological work
- Exceptional patient compliance and autonomy



Stopping bar for more stability and protection



Digital counter



Adjustable resistance from 2,5 to 15kg

The best approach to muscular training.

The KINETEC PEDALA™ enables full recovery after all knee, hip, ankle traumatic & orthopaedic pathologies, its main advantages are:

Muscular reinforcement:

Used from the complete scar healing of the soft tissues, the KINETEC PEDALA™ allows the patient to experience a progressive resistance in the area requiring physical rehabilitation.

Isometric, isotonic and physiological work:

The synchronized movement of the lower limbs enables the training of protagonist and antagonist muscular chains.

Exceptional Patient Compliance:

The patient self-controls the movement, the speed, and the range of motion. He actively participates in his rehabilitation.

Proprioception:

The active movement repetition (the neuro-muscular activity) promotes the joint proprioception.




KINETEC KINEVIA DUO™

The intelligent exercise therapy system


- Active, passive and assisted therapy modes
- A 7-inch touch screen display guiding the therapy
- Quick & Ergonomic tool-free adjustments
- 5-year warranty



18



7-inch touch screen



Quick & ergonomic adjustment for legs & arms



Easy & tool-free pedal adjustment

A whole body trainer

The KINETEC KINEVIA DUO™ features a leg + arm trainer system making it a complete rehabilitation device for the whole body. The ingenious rotating system for the arm exerciser will provide excellent comfort to the user during both arm and leg treatment.

Training modes for each patient condition

The various training modes available makes it the ideal companion for neurologic and orthopaedic rehabilitation. The pre-programmed trainings feature basic modes (active, passive, assisted, symmetry), as well as a selection of common pathologies (Parkinson's disease, multiple sclerosis, cardio etc...).

Pre-set programs to guide therapy

The 7-inch touch screen offers a user-friendly interface guiding the patient through the therapy and providing an instant feedback on objectives and results. Combined with the KINETEC KINEVIA COCKPIT™ software, the device will track patient progress helping the patient management during rehabilitation.

Aesthetic design & high quality materials

The KINETEC KINEVIA DUO™ offers clean lines, functional design and durable materials to provide the user with the best and safest experience. The 5-year standard warranty supports the quality and reliability of the device.



KINETEC KINEVIA™

The exercise therapy system dedicated to lower extremities

- Tool-free adjustments for pedal radius and width
- Evolution compliant
- 5-year warranty

Easy adjustments

The KINETEC KINEVIA™ has been designed to minimize efforts during set up and avoid the use of tools. The exclusive pedal width & radius adjustment will accommodate all types of patients and will maximise their comfort whilst using the equipment.

Safety first

Because patient safety is key, the KINETEC KINEVIA™ will provide through its user friendly interface different levels of activity according to the patient condition as well as a unique & adjustable spasm control feature.



ACCESSORIES



Leg guidance



Pediatric footshell with leg guidance



Cardio set



KINETEC KINEVIA COCKPIT™ software



Tilting protection RTR (pair)



Handfix



KINETEC KOOLER™


The Continuous Thermal Therapy System



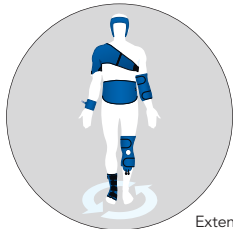
- Heat and cool therapy in one device
- Customisable temperature control between 1°C (34°F) and 51°C (125°F)
- No need for ice, requires 60ml of distilled water only
- A complete range of Deluxe and Disposable pads for each condition



20



Temperature controlled water flowing through welded micro-channels



Extensive range of pads for the whole body

A professional and precise therapy system

All professionals understand it is important that patients receive proper instructions and personalised therapy guidelines for use, duration and frequency. The KINETEC KOOLER™ allows you to customise your treatment through 20 temperature level for precise thermal therapy.

Heat and cool therapy in one device

The KINETEC KOOLER™ is ideal for virtually any profession that uses heating and cooling therapies. The lightweight, portable and affordable solution is perfect for in-clinic as well as at-home use for pain relief, injury treatment and surgery recovery.

A very convenient ice-free equipment

The KINETEC KOOLER™ does not require the use of ice. What's more, it runs with only 60ml of distilled water making it very convenient and virtually maintenance free.

Customisable temperature control

The device features 20 temperature comfort levels (10 on cool and 10 on heat) allowing professionals to prescribe specific treatment duration, intervals and temperature levels for maximum healing benefit.



KINETEC KOOLER™ PADS & ACCESSORIES

The KINETEC KOOLER™ range features an extensive range of Deluxe and Disposable pads along with a number of additional accessories enhancing the KINETEC KOOLER™ experience

The single patient Deluxe neoprene pads are interchangeable, universal and fit right or left side



Front & side head



Eye



Occipital (Back of head)



Universal



Shoulder



Back, Abdomen, hip



Knee, elbow



Ankle

The single patient Disposable pads are durable and prevent the transfer of germs and bacteria. Pad interior is coated plastic which helps prevent fluid transfer and contamination



Shoulder



Back



Knee



Ankle

Also available



Transport bag



Hospital bed bracket



IV pole with basket



KINETEC KOOLER™ CONSUMABLES

The KINETEC KOOLER™ range helps to relieve pain and reduce swelling through a wide variety of carefully selected items providing hot and cold therapy. Use for minor injuries, joint pain, muscle aches and pain.

KINETEC KOOLER™ INSTANT COLD PACK

The instant cold pack is single use.
Activation is immediate and performed by squeezing the pack as indicated. Pack size is 12x23cm.
Size of the 24-item box is 23x23x22cm



22

KINETEC KOOLER™ WARM/COLD PACK

This thermotherapy pack can be used to heat or cool all parts of the body. Featuring two adjustable fixing straps that can be used to secure the pack in place.

Pack size is 13,5x23,5cm. The pack is filled with non-toxic gel, does not drip and remains flexible.

The pack is reusable and is easy to clean and decontaminate.

The temperature of the pack can be controlled by immersion in water or by using a microwave or a freezer.

The individual box size is 10x5,5x14cm.





KINETEC KOOLER™ INSTANT HOT PACK

The Instant hot pack is single use, it provides instantaneous heat up to 43°C (110°F). It remains effective for approximately 20 to 25 minutes. Usable anywhere and at any time. Activation is immediate and performed by squeezing the pack. Pack size is 12x23cm. Size of the 24-item box is 22x13,5x22cm.



KINETEC KOOLER™ ARKTIC BREEZE GEL SACHET

Quickly cools down the skin and keeps it cool to relieve pain and reduce swelling. Size of the sachet is 8x10cm, 5ml. Size of the 30-item box is 16x10x5,5cm.



KINETEC KOOLER™ ARKTIC BREEZE GEL TUBE

Quickly cools down the skin and keeps it cool to relieve pain and reduce swelling. Size of the individual box is 5,5x5x15,5cm, 100ml.



KINETEC KOOLER™ ARKTIC BREEZE SPRAY

Quickly cools down the skin and keeps it cool to relieve pain and reduce swelling. Works in all directions. Size of the spray is 18x4,5cm, 150ml.



KINETEC® TRACTION FRAMES & KITS

The KINETEC® Traction System has been developed and tested to enable any set up for:

- TRACTION
- SUSPENSION
- MOBILISATION
- POSTURE

adaptable on adult or child hospitalisation bed



24



Traction/suspension of adult inferior limb



Traction/suspension of adult superior limb



Pelvic suspension



Cervical traction

The KINETEC® Traction system solves the daily needs in:

orthopaedics, rehabilitation with the bed and in the room of the patient, rheumatology and the medicine of rehabilitation, neurology, emergency wards.

The KINETEC® Traction system is composed of:

- octagonal tubes of anodised aluminium of 34mm high-strength, of glossed and luxurious presentation,
- notched holding clamps offering 16 positions around the tube axis and assuring against disconnection,
- a fixing interface allowing anchoring, at the head, foot or in transversal of the bed,
- carry-Pulleys ensuring free plan of the pulley in all axes, thus suppressing force from friction or derailment of the traction cord,
- traction accessories allowing a precise positioning of the mobilised limbs.





www.kinetecinternational.com