

# kimatur therapy

High Energy Radial Shockwave



No anaesthesia • Non invasive • No medication


Fast treatment – (20 mins per session) • 3+ sessions required •  
Fewer complications • Improvement continues 6-8 weeks after  
treatment

## What conditions can be treated with shockwave?

- Plantar Fasciitis
- Tennis Elbow
- Golfers Elbow
- Rotator Cuff Tendinitis
- Hip Bursitis
- Achilles Tendinitis
- Jumper's Knee
- Shin Splints
- Osgood-Schlatter Disease
- Myofascial Trigger Point Syndrome incl. low backpain, tension type headaches, sciatica pain

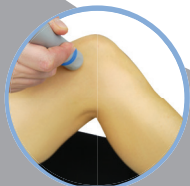
**Less pain**  
compared to other shockwave devices!

Further information can be obtained in your clinic:



Alternative to surgery

Solution for people with  
chronic pain



### ? What is the kimatur radial shockwave therapy?

Radial pressure waves offer a non-invasive treatment solution to long term/chronic tendon and soft tissue injuries. Treatment of the area enhances the healing process of the body even in chronic conditions, while in the same time offers considerable analgesic effect.

### ? How does kimatur therapy work?

A precisely controlled pneumatic system delivers powerful therapy waves through a specially designed hand piece to the affected area. Shockwaves have a mechanical effect on the tissue, which stimulates the cells in the body are responsible for healing.

### ? What does kimatur treatment feel like?

If the affected area is already very painful, there may be discomfort of some degree. The therapist can adjust the parameters to ensure a comfortable therapy. Kimatur offers a unique mode of operation -the modulated pressure and frequency- which apart from its effectiveness, is better accepted by patients.

#### Energy higher than before

The innovative choice of material for the kimatur applicators allows higher energy transfer to the tissue compared to similar devices, resulting in deeper impact on the tissue and superior therapeutic results. ”

### ? What is the immediate effect of the kimatur treatment?


In most of the pathologies there will be an immediate pain relief, in some cases patients are completely pain free. After some hours though there might be a soreness in the area, which will not last for more than one day.

### ? How much activity can I do after a kimatur treatment?

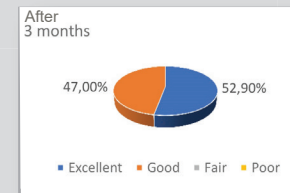
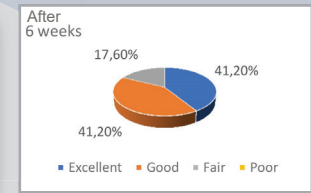
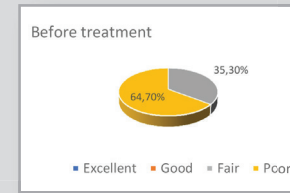
After treatment you should avoid any type of intense physical activity. It is very likely that your therapist will suggest an exercise program that includes a lot of stretching. Follow the suggestions, as your therapy requires your compliance!

### ? What is the kimatur therapy procedure?

The treatment normally takes 10-20 minutes, depending on the pathology and the area to be treated. After 2-3 treatment sessions you should experience a considerable improvement in mobility and pain. 80% patients report a reduction in pain. However, you might be required to get more sessions or complimentary therapies, as it might take longer to eliminate the cause of the pathology. There is a documented 77% success rate in chronic conditions, in cases that have been unsuccessfully prior treated with other means.



#### Results on plantar pain patients



Role-and-Maudsley Score

- Excellent = no pain, full movement, activity
- Good = occasional discomfort, full movement and activity
- Fair = some discomfort after prolonged activity
- Poor = pain-limiting activities

### ? Are there any side effects?

There might be redness or bruising in the treatment area.

### ? Who can not be treated with the kimatur shockwave?

You should not be treated with any shockwave device if you

- are pregnant
- have a severe infection
- have cancer
- have a coagulation disorder
- you are treated with corticosteroid